



R 26

Success in Racing – Quality in Production

MARIN MOTORCYCLES

BMW R 26




TOURING SPORTS MODEL · 250 c.c. · 15 HP · WITH BOTTOM-LINK FORK AND SPRING FRAME

T

he exciting new BMW R26 Touring Sports Model with the bottom-link fork and spring frame, is the result of methodical development work since 1926 when BMW introduced for the first time a 250 c. c. motorcycle powered by a single cylinder four stroke engine. The power unit of this new model develops 15 H.P. at 6400 R.P.M., ensuring incomparable pleasure, thousands of miles of perfect service and a maximum speed of 80 M.P.H. The race bred front fork and spring frame with the hydraulic suspension units give positive hair-line steering and unsurpassed road-holding. The BMW R 26 is the most advanced 250 c. c. motorcycle anywhere in the world.

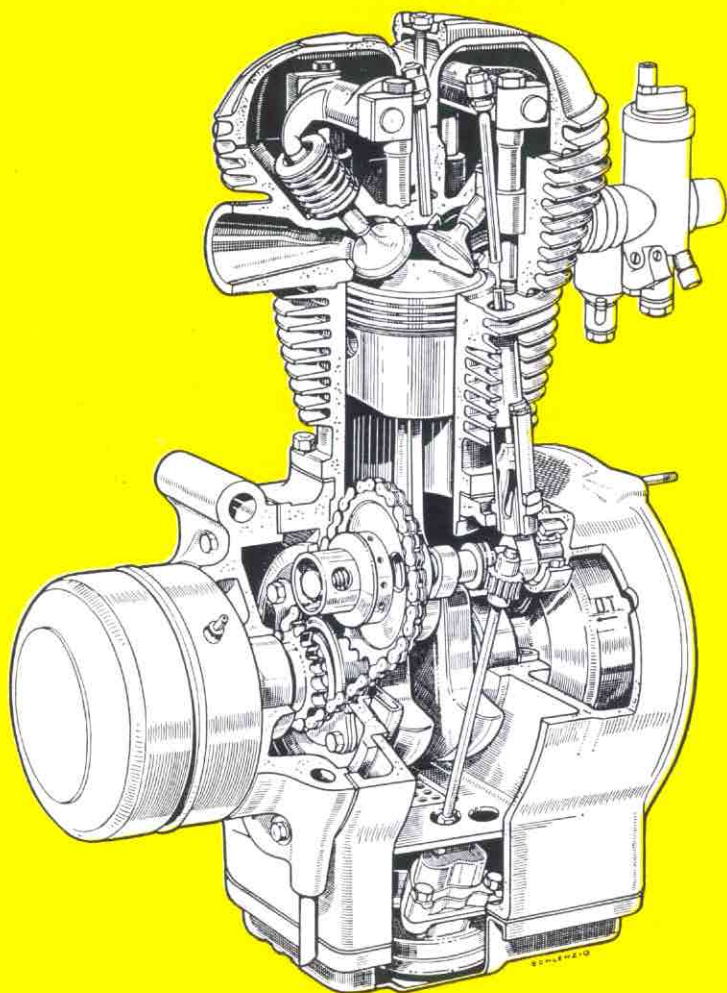


- **AMAZING PERFORMANCE** - A reliable four-stroke overhead valve engine developing 15 H.P. Rapid acceleration, with power to spare and a max. speed of 80 M.P.H.
- **UNSURPASSED ROAD-HOLDING** - A bottom-link fork, a spring frame and hydraulic wheel suspensions developed through years of successful road racing. Full width light-alloy hubs and large diameter brakes.
- **RIDING-COMFORT** - Telescopic wheel suspension units incorporating double acting hydraulic shock absorbers and fully adjustable rear wheel springing. Comfortable cantilever sprung saddle and adjustable sports handlebars.
- **TECHNICAL SUPERIORITY** - The engine and four speed gear-box are a single unit, a rubber-cushioned cardan shaft totally enclosed within the right arm of the rear suspension transmits the drive to the rear wheel. Stylish large capacity fuel tank incorporating a theft-proof tool box. Polished light-alloy wheel rims matching the high quality finish.



Dual seat available on request.

The power-unit of the BMW R26



an achievement of modern design and precision engineering.

SPERCHIFIGATION

Brake horsepower			15
Number of cylinders			one
Cylinder capacity			245 c. c.
Bore			2.67 in. (68 mm)
Stroke			2.67 in. (68 mm)
R. p. m.			6400
Compression ratio			7,5:1
Lighting system			6 V/60 W
Carburettor			Bing 1/26
Gear ratios			
First	5,33:1	Third	2,04:1
Second	3,02:1	Top	1,54:1
Rear wheel bevel gear ratio		Solo	4,16:1
		Sidecar	5,2:1
Fuel tank capacity			3,29 Imp. gal. 3,96 U. S. gal.
Fuel consumption		solo	85 Miles/Imp. gal. 71 Miles/U. S. gal.
sidecar			74 Miles/Imp. gal. 61 Miles/U. S. gal.
Max. Speed, solo			80 M. P. H.
Kerb weight, solo			345 lbs (158 kg)
Tyres			3,25 x 18
Overall length			82 1/4 in.
Overall width			26 in.
Saddle height			30 1/4 in.

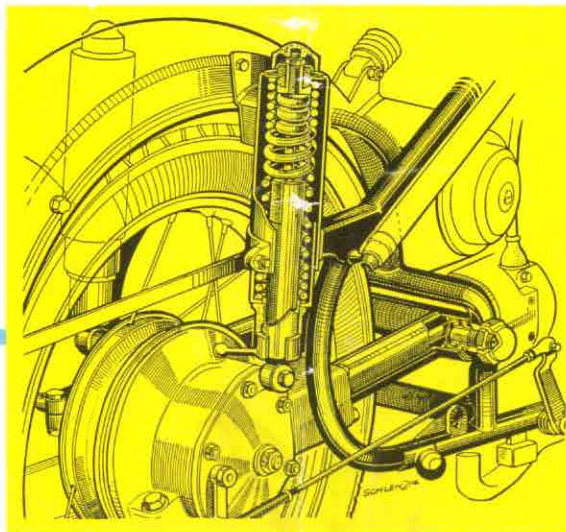
The manufacturers, Bayerische Motoren Werke A. G., reserve the right to alter the design or specification at any time without notice



The majority of designers, engineers, technicians, and craftsmen engaged in producing BMW motorcycles, have invariably been associated with the manufacture of the famous BMW aircraft engines. The basic rule of the aircraft industry "Performance, Safety and Quality" applied to the manufacturing technique employed in the production of BMW motorcycles has added to the fame and reputation of the make.

The valuable experiences obtained with the many successful BMW world speed-record, racing and cross-country motorcycles have made the development of the new BMW R26 Touring Sports model possible.

BMW holds 106 Solo and Sidecar World Speed-Records. The world's fastest sidecar outfit with a speed of 280 km/h, is also a BMW.



BAYERISCHE MOTOREN WERKE AG MÜNCHEN