


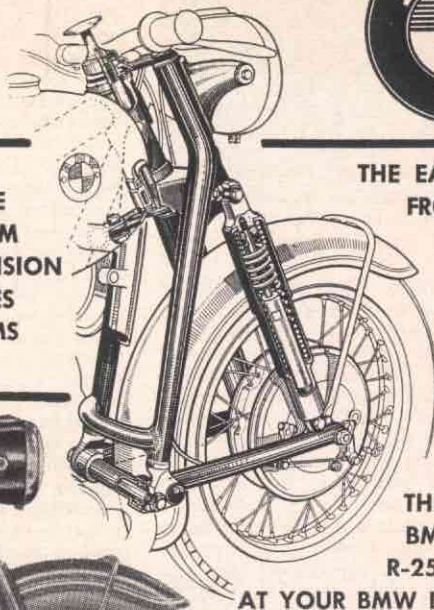
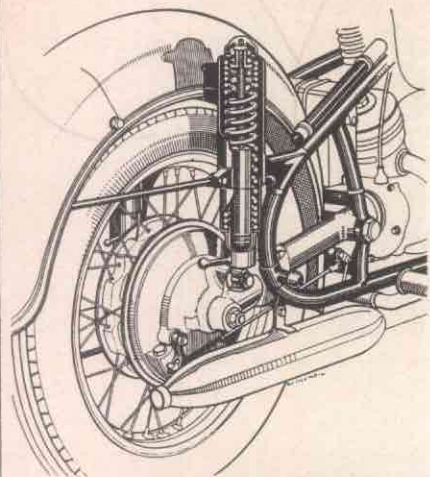
WHERE PICTURES SPEAK LOUDER THAN WORDS



ONLY IN THE FAMOUS
BMW R-50 500 cc
BMW R-69 600 cc
TWINs

THE SHAFTDRIVE
WITH SWING-ARM
ADJUSTABLE SUSPENSION
FULL HUB BRAKES
LIGHT ALLOY RIMS

THE EARLES-TYPE
FRONT FORK
FOR THE
STEADY
RIDE
ON ANY
ROAD



BMW R 50

ALSO SEE
THE FAMOUS
BMW 250 cc
R-25-3 SINGLE
AT YOUR BMW DEALER OR
WRITE FOR INFORMATION

In the East:

BUTLER & SMITH
160 West 83rd Street
New York 24, N. Y.

In the West:

FLANDERS COMPANY
200 W. Walnut Street
Pasadena 3, California