


EDITION AUGUST, 1961



MOTORCYCLE SPARE PARTS LIST

R 50 · R 50 S

R 60


R 69 · R 69 S

BAYERISCHE MOTOREN WERKE A.G. MÜNCHEN 13


Printed in West Germany

Caution!


Please turn only a few sheets at a time as otherwise you will damage the binder mechanism.




BMW R 50



BMW R 50 S



BMW R 60 with „Spezial“ Sidecar



BMW R 69 with Special Accessories

This Spare Parts List is applicable for motorcycles, and is arranged in accordance with the new BMW Indexing System 00—99. The system of numbering of BMW spare parts can be seen from the following examples:

00	39	171	= Spring in Carburetor
			= Main Group: Engine
			= Sub-Group: Carburetor
			= Part Number: Spring
99	13	457	= Screw M 6×15—8 G pho.
			= Main Identification: DIN-Part
			= Sub-Group: Screws
			= Part Number: Dimensions

When looking for a **part number** (ordering number) of a part, find the **figure call-out number** in the illustration of the main group, and find the part number in the associated text which corresponds to the call-out number. When ordering parts it is advisable to specify the frame and engine serial numbers. Parts for which no figure call-out number exists will be found listed in the text under the group to which they belong.

The figure call-out numbers serve only to help in finding the part number and are not used for ordering parts.

When **ordering spare parts**, in addition to specifying the method of shipment, the following should be specified:

1. Quantity
2. Description of Part
3. Part Number

Parts of the frame will be delivered painted in black. Other parts, insofar as they are available in other colors may be ordered in that color.

The delivery of certain parts can only be made for a minimum quantity, i. e., in certain cases special price advantages are obtained by setting minimum quantities. Advice as to these parts is given by the circular letters of the Spare Parts Service.


When sending samples, it is important to affix labels to each sample, giving details of the sender's address, etc. Do not enclose letters, post cards or orders with a shipment of samples for which a previous arrangement has been made. The return of samples will be made when explicitly so requested. Used parts will not be preserved, but will be immediately destroyed.

All BMW spare parts are subject to the same thorough workmanship and tests as are parts used in the manufacture of complete vehicles.

BMW spare parts are labeled insofar as the size of the part permits:

Original-BMW-Ersatzteil

with the emblem



printed on.

The labeling „Original-BMW-Ersatzteil“ is copyrighted. If, during a repair job, parts of other origin are discovered, the warranty is nullified.

All parts covered by this list are furnished through the local BMW Distributors, The West German BMW Spare Parts Centers and the BMW Agency in Berlin, who are all serviced by the BMW factory München-Milbertshofen.

Errors in the illustrations and designations may occur. We reserve the right to make changes.

Year of Construction and Frame Number

Model	Year of Construction	Frame Number
R 50	1955—1960	550 006—563 515
R 60	1956—1960	618 001—621 530
R 69	1955—1960	652 001—654 955
R 50:2	1960—	630 001—
R 60:2	1960—	622 001—
R 50 S	1960—	564 001—
R 69 S	1960—	655 001—

In order to easily find out the models R 50 and R 60 made in 1960 with Frame Numbers from 630 001— and 622 001— onwards, these models are in the quantity columns listed as R 50:2 and R 60:2.

ALPHABETICAL INDEX

A

	Page
Air filter	35
Air intake pipes	35

B

Balancing weights	55
Ball bearings for camshaft	31
Ball bearings for generator	26
Battery	81
Battery for Police motorcycles	99
Bearing bushing for camshaft	31
Bearing bushing for crankshaft	27
Bearing cover on engine housing	26
Bearing needle for pinion	60
Bell crank on swing arm	68
Bevel drive housing	60
Blinker lights	85
Brakes	62
Brake lever for rear wheel of sidecar motorcycles	94
Brake shoe return spring	51
Breather disc	31
Bulbs	83

C

Cable shoe	88
Cam plate (gearshift)	43
Camshaft	31
Carburetor	35
Center stand	67
Centrifugal regulator	79
Clutch	34
Clutch control cable	52
Clutch lever	41, 52
Clutch operating mechanism	40

	Page
Compression rings	28
Condenser	79
Connecting rod	23
Connecting rod bushing	23
Connector muffler	71
Control cables	56
Control cables for high handlebars	93
Control cables for sidecar motorcycles	93
Crank drive	23
Crankpin	23
Crankshaft	23
Crown wheel (ring gear)	59, 93
Cup, internally splined, on drive shaft end	63
Cylinder	18
Cylinder head	19

D

Diaphragm spring	34
Dimmer switch	82
Drive shaft	62
Dual seat	99

E

Electric bulbs	83
Electric neutral indicator	39
Electrical equipment	79
Engine	15
Engine housing	15
Engine mounting	76
Exhaust pipe	70
Exhaust system	70

F

Fenders (mudguards)	72
Field coils	80
Flange with oil nozzle	27
Flasher unit	86
Foot brake linkage	67
Foot rests	76, 98

	Page
Foot rest mounting	76
Foot shift lever	43
Frame	67
Flywheel	34
Front fender (mudguard)	72
Front fork	45
Front fork for sidecar motorcycles	91
Front wheel brake	51
Fuel screen	69
Fuel shut-off	68
Fuel tank	69, 94
Fuel tank carrier	70
Fuel tank filler cap	69
Fuel lines	68

G

Gasket set	102
Gasket between cylinder and cylinder head	20
Gasket between cylinder head and rocker cover	20
Gasket between engine housing and cylinder	19
Gasket for dipstick	17
Gasket for gearcase cover	16
Gasket for oil pan	17
Gasket for oil screen	17
Gear set for crankshaft and camshaft	26
Gearcase cover	16
Gearshift mechanism	43
Generator (Dynamo)	79, 102

H

Handbrake control cable	53, 93
Handlebars	52
Handlebar grip	52
Handlebars for sidecar motorcycles	91
Headlights	46, 81
Headlights for France	101
High handlebars	91
Hydraulic steering damper	47

I	Page
Ignition advance cable	57
Ignition advance lever	54
Ignition cable	81
Ignition coil	79
Ignition key	82
Ignition system	79
Ignition switch	82
Insignia	69
Insulator tubings	87

K

Kickstarter	42
Knee pads (grips)	69, 94
Knee pads for oversize fuel tank	94

L

Lamps	83
Leaf spring for seat	75
License plate (Number plate) for England motorcycles	95
License plate (Number plate) light	84
Link on steering damper	47
Lubrication system	34
Luggage carrier	101

M

Magnetic oil drain plug	40
Magneto	79
Mudguards (Fenders)	72
Mufflers (Silencers)	71

N

Name plate	75
Needle bearing for pinion	60
Number plate (license plate) light	84
Number plate for England motorcycles	95

O		Page
Oil control dipstick		17
Oil control ring		28
Oil control ring, top chamfered		28
Oil inlet — oil drain on bevel drive case		61
Oil inlet — oil drain on swing arm flange		63
Oil inlet — oil drain on transmission		40
Oil pan		17
Oil screen		17
Oil slinger		23
Output shaft		41
Oversize fuel tank		94

P		
Pillion foot rests		98
Pillion seat		98
Pinion bearings		60
Piston		28
Piston rings		28
Piston ring, inside chamfered		28
Piston ring, angular		28
Piston ring, slotted		28
Piston ring, top chamfered		28
Plug for jack	102	
Plug for oil hole		26
Primary shaft		40
Prop stand (side stand)		97
Protective cap on gearcase cover		17
Protective tube for pushrod		19

R		
Rocker arms		31
Rocker cover		20
Rear bearing bushing on engine housing		15
Rear fender		73
Rear swing arm		63
Rear view mirror		53
Rear wheel brake		62
Rear wheel drive		59
Rear wheel drive for sidecar motorcycles		93
Return spring, shift lever		43
Rims		54

	Page
Rims for sidecar motorcycles	92
Ring gear (crown wheel)	59, 93
Ring gear bearings	61
Rubber bumper for kickstarter	76
Rubber grommets for insulator tubings	87
Rubber plug for inspection hole in flywheel case	18

S

	Page
Safety bars (Crash bars) for cylinders	99
Seal for generator	18
Seal for flywheel	18
Seal for magneto	18
Sealing for engine mounting	16
Seat	74
Seat cushion arrangement	74
Setting lever for hydraulic steering damper	48
Screen plate	16
Shock absorbers	46, 64
Sidecar attachments	97
Side stand (Prop stand)	97
Signal horn	83
Signalling equipment for Police motorcycles	100
Silencers (Mufflers)	71
Siren	100
Spark plugs	81
Spring sleeves and retainers	33
Speedometers	88, 95
Speedometer take-off	42
Special equipment	91
Spherical roller bearing	26
Spokes	57
Spokes for sidecar motorcycles	92
Spot light	101
Spur gears	41
Spur gears for sidecar motorcycles	91
Stop light switch	84
Stop, tail and license plate light	84
Suitcase rack	101
Suppression equipment for France motorcycles	102
Suspension units (spring and shock absorber legs)	45, 65
Suspension unit for sidecar motorcycles	94

T	Page
Tail light	84
Tappet (valve lifter)	31
Tappet guide bushing	15
Tools	102
Throttle control cable	56
Throttle twist grip	53
Transmission	39
Transmission for sidecar motorcycles	91

U

Upper cover on engine housing	15
Upper fork guide	49

V

Valves	33
Valve guide bushings	32
Valve locks	33
Valve mechanism	31
Valve push rod	31
Valve seat ring	20
Valve springs	33
Voltage regulator	80

W

Wheels	54
Wheel axle	63
Wheel axle clamping	45
Wheel balancing	55
Wheel bearings	55
Wheels for sidecar motorcycles	92
Wheel hubs	55
Wirings	86, 87
Wirings for blinker lights	86
Wiring harness	86, 87